



District Report Card: 2017


State: Manipur	District: Thoubal
Class: 3	Subject: Mathematics
Schools: 57	Students: 581


Participation/Coverage


Students

<div>GENDER</div> <div></div>	Boys		Girls	
	Number	%	Number	%
	246	42.34	335	57.66

<div>AREA</div> <div></div>	Rural		Urban	
	Number	%	Number	%
	438	75.39	143	24.61

<div>CATEGORY</div> <div></div>	SC		ST		OBC		GEN	
	Number	%	Number	%	Number	%	Number	%
	45	7.75	3	0.52	532	91.57	1	0.17

<div>CWSN</div> <div></div>	LD	VI	HI	S&LD	ID	Oth
	3	0	0	2	0	20

<div>Management</div> <div></div>	Government		Government-aided	
	Number	%	Number	%
	492	84.68	89	15.32

Average Performance of Students in Mathematics (%)

Overall	Gender		Area		Management		Social Group			
	Male	Female	Rural	Urban	Govt.	Aided	SC	ST	OBC	GEN
67.22	67.59	66.95	67.46	66.48	65.88	74.61	79.11	60.00	66.29	46.67

Performance on Learning Outcomes (LOs)

Learning Outcomes	Description	Average Performance(%)
M301	Reads and writes numbers up to 999 using place value	66.44
M302	Compares numbers up to 999 based on their place values	70.57
M303	Solves simple daily life problems using addition and subtraction of three digit numbers with and without regrouping	62.12
M304	Constructs and uses the multiplication facts (up till 10) in daily life situations	67.47
M305	Analyses and applies an appropriate number operation in the situation/ context	65.06
M306	Explains the meaning of division facts by equal grouping/sharing and finds it by repeated subtraction	62.65
M309	Identifies and makes 2D-shapes by paper folding, paper cutting on the dot grid, using straight lines etc.	83.33
M311	Fills a given region leaving no gaps using a tile of a given shape	66.78
M312	Estimates and measures length and distance using standard units like centimeters or meters & identifies relationships	33.92
M317	Reads the time correctly to the hour using a clock/watch	70.74
M318	Extends patterns in simple shapes and numbers	60.33
M319	Records data using tally marks, represents pictorially and draws conclusions	86.23

Range of Performance of Students who Answered Correctly							
Below 30%		30% - 50%		50% - 75%		Above 75%	
Number	%	Number	%	Number	%	Number	%
44	7.57	91	15.66	212	36.49	234	40.28

Lowest Performing Learning Outcomes (LOs)

- 1 - Estimates and measures length and distance using standard units like centimeters or meters & identifies relationships (33.92)
- 2 - Extends patterns in simple shapes and numbers (60.33)
- 3 - Solves simple daily life problems using addition and subtraction of three digit numbers with and without regrouping (62.12)
- 4 - Explains the meaning of division facts by equal grouping/sharing and finds it by repeated subtraction (62.65)
- 5 - Analyses and applies an appropriate number operation in the situation/ context (65.06)